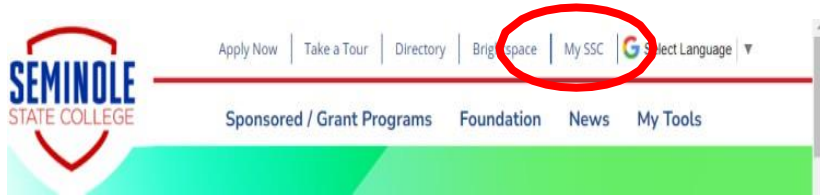
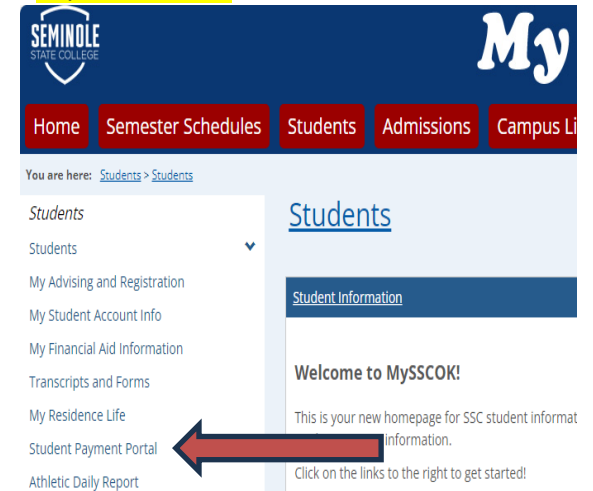


Student Payment Portal Instructions

Step 1: Go to www.sscok.edu, click MySSC. Login w/school email & 8-digit birthday.

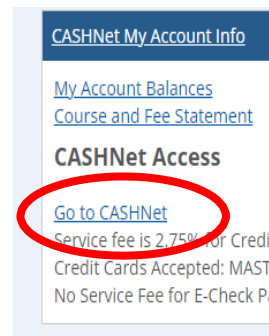


Step 2: Click the **RED** students tab. To the left click "Student Payment Portal"



Step 3: Click on the "Go to CASHNet" link.

- My Advising and Registration
- My Student Account Info
- My Financial Aid Information
- Transcripts and Forms
- My Residence Life
- Student Payment Portal
- Athletic Daily Report
- Add a Page



Step 4: On your Overview, you can sign up for a payment plan, a direct deposit, make a payment, or access your 1098T.

