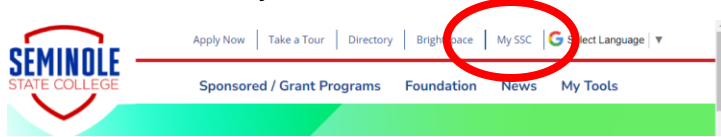
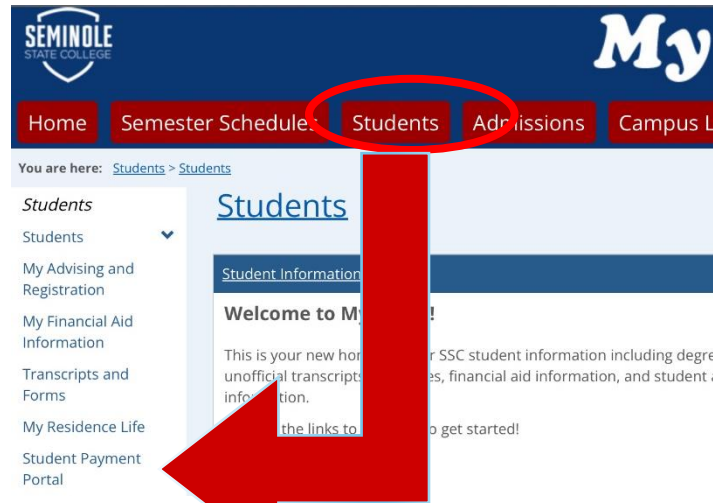


Student Portal Instructions

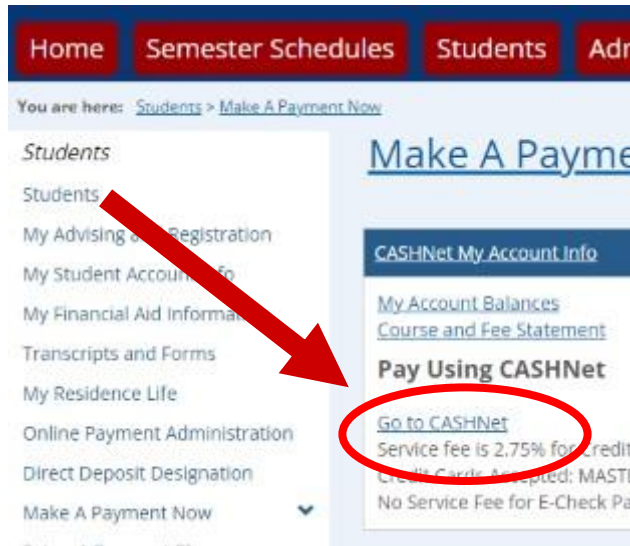
Step 1: Go to www.sscok.edu, click **MySSC**.
Login w/school email & 8-digit birthday.



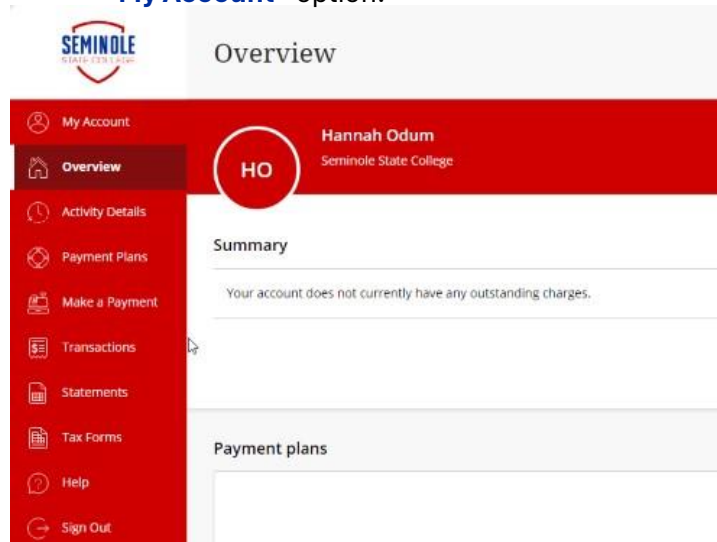
Step 2: Click the **RED** students tab. To the left click **“Student Payment Portal”**



Step 3: Click on the **“Go to CASHNet”** link.



Step 4: To the left of the page click the **“My Account”** option.



In this portal you will be able to access your account information such as payment plans/make a payment, transactions, statements, and tax forms.

Questions regarding your account please SSC Business Office at 405-382-9238 or businessoffice@sscok.edu